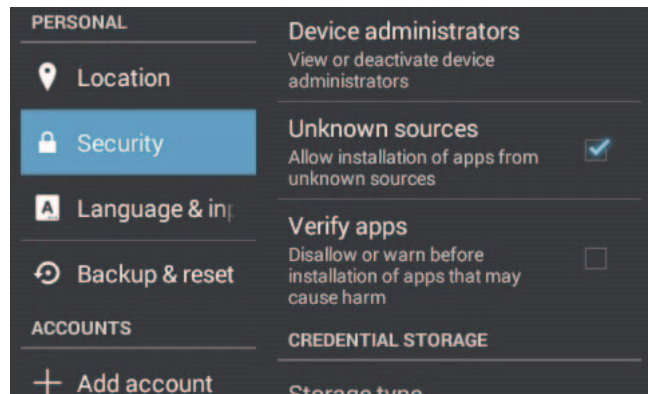


# BridgeTab install without Google Play

**Step 1 - Make sure the tablet is configured to allow installs from unknown sources.**

Find the tablet settings and click "Security" and then make sure "Unknown sources" is checked.




**Step 2 - Find and start the built in internet browser.**

a. Locate the "All apps" icon and click it.

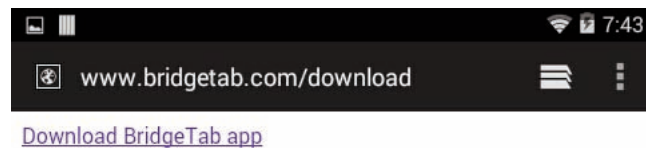


b. Locate the browser icon and click it

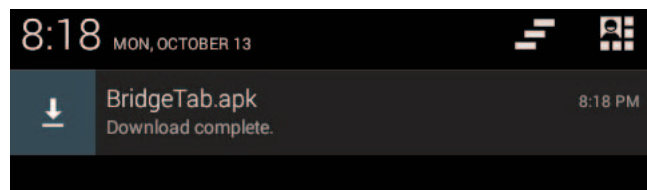


**Step 3 - Download and install the BridgeTab app**

a. Type the address:  
<http://www.bridgetab.com/download> and click the download link



b. When the download is finished, click the downloaded file



Accept the install

